


ACNN SPA EURO RACE RACE 2

Sector Analysis

■ Personal Best
 ■ Session Best
 ■ Crossing the finish line in pit lane

Lap	D	Time	Sector 1	Sector 2	Sector 3	T. Spd	Elapsed	Lap	D	Time	Sector 1	Sector 2	Sector 3	T. Spd	Elapsed
9 1.Dimitri van der Spek BMW E36 325i Ooperon Cup								7 1 3:00.593 52.315 1:21.177 47.101 195.7 21:10.624 8 1 3:01.850 52.834 1:21.319 47.697 191.8 24:12.474 9 1 3:01.965 52.757 1:22.305 46.903 192.9 27:14.439 10 1 3:01.938 52.900 1:21.891 47.147 191.2 30:16.377 11 1 3:26.088 B 54.279 1:22.156 1:09.653 188.5 33:42.465 12 1 5:32.267 3:20.656 1:24.820 46.791 109.6 39:14.732 13 1 3:01.697 52.217 1:22.557 46.923 186.5 42:16.429 14 1 3:02.893 53.514 1:22.524 46.855 193.2 45:19.322 15 1 3:03.228 52.957 1:22.756 47.515 192.9 48:22.550 16 1 3:04.863 52.897 1:23.892 48.074 186.9 51:27.413 17 1 3:05.251 53.483 1:23.571 48.197 185.6 54:32.664 18 1 3:03.377 53.333 1:23.039 47.005 191.2 57:36.041 19 1 3:06.012 52.364 1:25.293 48.355 190.5 1:00:42.053 20 1 3:09.607 54.870 1:25.634 49.103 187.8 1:03:51.660 21 1 3:08.673 55.676 1:24.692 48.305 187.2 1:07:00.333							
10 1.Jorn Boertien/Verswijverer BMW E36 325i Ooperon Cup								1 1 3:20.147 1:03.773 165.1 3:20.147 2 1 3:09.666 55.700 172.2 6:29.813 3 1 3:09.186 56.350 1:24.399 48.437 182.1 9:38.999 4 1 3:10.406 55.673 184.6 12:49.405 5 1 3:19.272 55.950 182.4 16:08.677 6 1 3:11.558 56.248 184.0 19:20.235 7 1 3:09.743 56.310 177.9 22:29.978 8 1 3:20.045 B 56.182 183.1 25:50.023 9 1 4:26.976 2:12.998 170.6 30:16.999 10 1 3:18.946 56.621 171.4 33:35.945 11 1 4:55.140 2:11.458 58.4 38:31.085 12 1 3:10.387 56.169 180.3 41:41.472 13 1 3:11.325 55.770 186.2 44:52.797 14 1 3:10.051 55.469 177.0 48:02.848 15 1 3:09.228 55.191 186.2 51:12.076 16 1 3:09.279 55.314 181.2 54:21.355 17 1 3:09.337 55.050 187.5 57:30.692 18 1 3:13.265 56.021 184.3 1:00:43.957 19 1 3:10.309 55.973 163.6 1:03:54.266 20 1 3:10.878 55.669 175.6 1:07:05.144							
11 1.Mathieu Kruger/Kruger BMW E36 325i Ooperon Cup								1 1 3:20.315 1:04.041 1:26.305 49.969 166.7 3:20.315 2 1 3:08.149 55.060 1:24.503 48.586 192.2 6:28.464 3 1 3:06.833 53.515 1:24.272 49.046 186.5 9:35.297 4 1 3:06.932 53.744 1:23.717 49.471 191.5 12:42.229 5 1 3:06.589 54.027 1:23.436 49.126 186.5 15:48.818 6 1 3:06.621 54.208 1:23.352 49.061 184.9 18:55.439 7 1 3:08.155 53.614 1:25.388 49.153 183.4 22:03.594 8 1 3:16.866 B 54.448 1:24.279 58.139 186.9 25:20.460 9 1 4:33.672 2:21.124 1:23.584 48.964 185.9 29:54.132 10 1 3:16.254 54.192 1:24.228 57.834 187.8 33:10.386 11 1 5:05.675 1:59.441 2:16.251 49.983 64.4 38:16.061 12 1 3:07.112 54.337 1:23.659 49.116 187.2 41:23.173 13 1 3:06.687 54.323 1:23.414 48.950 188.5 44:29.860 14 1 3:06.364 53.732 1:23.801 48.831 188.8 47:36.224 15 1 3:08.735 54.119 1:25.079 49.537 190.5 50:44.959 16 1 3:07.150 54.860 1:23.931 48.359 184.9 53:52.109							




ACNN SPA EURO RACE RACE 2

Sector Analysis

■ Personal Best ■ Session Best B Crossing the finish line in pit lane

Lap	D	Time	Sector 1	Sector 2	Sector 3	T. Spd	Elapsed	Lap	D	Time	Sector 1	Sector 2	Sector 3	T. Spd	Elapsed
73 1. John den Hollander Zilhouette Zilhouette Cup								18 1 2:56.484 51.928 1:19.450 45.106 195.7 56:52.713							
1 1 3:09.716 58.489 176.5 3:09.716								19 1 2:57.236 52.854 1:19.078 45.304 192.2 59:49.949							
2 1 3:00.032 52.871 183.7 6:09.748								20 1 2:57.510 52.127 1:19.834 45.549 194.6 1:02:47.459							
3 1 2:58.915 52.852 192.2 9:08.663								21 1 2:59.735 52.060 1:20.544 47.131 191.2 1:05:47.194							
4 1 2:57.711 52.451 187.8 12:06.374															
5 1 3:00.861 52.206 193.5 15:07.235															
6 1 3:00.369 52.109 191.2 18:07.604															
7 1 2:59.440 52.182 192.2 21:07.044															
8 1 3:10.407 B 51.868 191.2 24:17.451															
9 1 4:27.635 2:19.073 189.5 28:45.086															
10 1 3:00.255 52.220 196.4 31:45.341															
74 1. Caspers Mik BMW E36 325i Ooperon Cup								1 1 2:59.065 54.077 1:19.368 45.620 180.9 2:59.065							
1 1 3:19.189 1:02.600 182.7 3:19.189								2 1 2:56.475 52.015 1:18.386 46.074 185.2 5:55.540							
2 1 3:10.235 55.366 189.8 6:29.424								3 1 2:55.072 52.041 1:18.109 44.922 188.8 8:50.612							
3 1 3:09.014 54.382 184.9 9:38.438								4 1 2:54.101 51.512 1:18.006 44.583 192.9 11:44.713							
4 1 3:08.307 54.247 192.9 12:46.745								5 1 2:56.328 51.609 1:19.639 45.080 192.9 14:41.041							
5 1 3:07.930 54.420 190.1 15:54.675								6 1 2:57.340 51.241 1:19.297 46.802 196.0 17:38.381							
6 1 3:07.767 54.179 190.1 19:02.442								7 1 2:55.212 51.129 1:19.051 45.032 196.0 20:33.593							
7 1 3:10.103 54.428 190.5 22:12.545								8 1 2:55.292 51.590 1:18.845 44.857 194.2 23:28.885							
8 1 3:08.457 53.829 190.5 25:21.002								9 1 3:03.792 B 51.270 1:18.597 53.925 193.5 26:32.677							
9 1 3:12.903 53.570 190.1 28:33.905								10 1 4:16.689 2:11.785 1:19.863 45.041 192.2 30:49.366							
10 1 3:21.915 B 53.690 189.5 31:55.820								11 1 4:04.932 51.793 1:26.497 1:46.642 192.9 34:54.298							
11 1 6:21.304 3:15.283 64.0 38:17.124								12 1 4:11.705 2:05.869 1:20.019 45.817 129.5 39:06.003							
12 1 3:10.053 55.141 189.5 41:27.177								13 1 2:56.959 51.868 1:19.797 45.294 193.9 42:02.962							
13 1 3:10.889 55.084 184.3 44:38.066								14 1 2:54.218 51.262 1:18.286 44.670 195.7 44:57.180							
14 1 3:10.744 55.592 188.5 47:48.810								15 1 2:54.166 50.847 1:18.365 44.954 197.4 47:51.346							
15 1 3:10.778 54.900 191.8 50:59.588								16 1 2:55.966 51.457 1:18.432 46.077 192.9 50:47.312							
16 1 3:10.056 55.554 191.2 54:09.644								17 1 2:55.796 52.144 1:18.479 45.173 194.9 53:43.108							
17 1 3:10.445 55.770 188.5 57:20.089								18 1 2:55.262 51.155 1:19.240 44.867 197.8 56:38.370							
18 1 3:09.236 54.987 192.5 1:00:29.325								19 1 2:56.692 51.885 1:18.867 45.940 196.7 59:35.062							
19 1 3:14.381 59.150 181.8 1:03:43.706								20 1 2:59.803 53.268 1:20.130 46.405 192.5 1:02:34.865							
20 1 3:10.263 55.315 188.8 1:06:53.969								21 1 2:56.864 51.631 1:19.749 45.484 194.2 1:05:31.729							
77 1. Erik Geerts Zilhouette Zilhouette Cup								1 1 3:08.286 58.735 1:22.391 47.160 174.5 3:08.286							
1 1 3:03.023 57.734 1:19.464 45.825 188.5 3:03.023								2 1 3:05.540 53.023 1:25.409 47.108 192.2 6:13.826							
2 1 2:54.832 51.599 1:18.144 45.089 197.1 5:57.855								3 1 2:56.469 52.096 1:18.270 46.103 190.5 9:10.295							
3 1 2:54.800 51.390 1:17.999 45.411 197.4 8:52.655								4 1 2:56.675 52.309 1:18.488 45.878 185.6 12:06.970							
4 1 2:54.711 52.159 1:17.799 44.753 198.9 11:47.366								5 1 2:57.359 52.484 1:18.901 45.974 190.8 15:04.329							
5 1 2:55.532 51.402 1:18.459 45.671 195.7 14:42.898								6 1 2:58.744 53.431 1:19.256 46.057 190.8 18:03.073							
6 1 2:56.349 51.936 1:18.184 46.229 197.8 17:39.247								7 1 2:55.643 52.061 1:17.728 45.854 189.1 20:58.716							
7 1 2:55.514 52.664 1:17.838 45.012 198.2 20:34.761								8 1 3:09.422 B 52.221 1:19.079 58.122 191.5 24:08.138							
8 1 2:55.590 51.398 1:18.925 45.267 199.3 23:30.351								9 1 4:33.367 2:24.888 1:20.896 47.583 185.6 28:41.505							
9 1 3:06.711 B 51.955 1:18.322 56.434 197.4 26:37.062								10 1 3:00.834 53.444 1:20.388 47.002 178.2 31:42.339							
10 1 4:18.131 2:14.370 1:18.091 45.670 195.7 30:55.193								11 1 5:08.185 52.939 2:17.737 1:57.509 187.8 36:50.524							
11 1 4:05.650 51.348 1:25.199 1:49.103 194.9 35:00.843								12 1 3:07.655 57.922 1:21.876 47.857 185.6 39:58.179							
12 1 4:08.507 2:02.087 1:18.712 47.708 151.5 39:09.350								13 1 3:02.977 54.244 1:21.093 47.640 190.1 43:01.156							
13 1 2:57.295 53.147 1:18.914 45.234 196.7 42:06.645								14 1 3:02.772 53.511 1:21.918 47.343 180.6 46:03.928							
14 1 2:57.520 52.096 1:20.064 45.360 197.4 45:04.165								15 1 3:02.709 53.181 1:22.408 47.120 170.1 49:06.637							
15 1 2:56.450 51.543 1:19.076 45.831 197.4 48:00.615								16 1 2:58.881 52.792 1:19.691 46.398 189.8 52:05.518							
16 1 2:57.170 53.115 1:18.386 45.669 193.9 50:57.785								17 1 2:58.401 52.908 1:18.879 46.614 190.1 55:03.919							
17 1 2:58.444 53.225 1:19.682 45.537 197.4 53:56.229								18 1 3:02.911 52.506 1:24.051 46.354 189.5 58:06.830							
								19 1 2:57.977 52.610 1:18.808 46.559 191.8 1:01:04.807							
								20 1 2:58.153 52.558 1:19.211 46.384 192.9 1:04:02.960							
								21 1 3:04.789 54.552 1:21.475 48.762 177.3 1:07:07.749							
92 1. Michael Hermans Zilhouette Zilhouette Cup								1 1 3:01.953 57.608 1:18.955 45.390 191.2 3:01.953							




ACNN SPA EURO RACE RACE 2

Sector Analysis

■ Personal Best
 ■ Session Best
 ■ Crossing the finish line in pit lane

Lap	D	Time	Sector 1	Sector 2	Sector 3	T. Spd	Elapsed	Lap	D	Time	Sector 1	Sector 2	Sector 3	T. Spd	Elapsed								
21	1	2:44.022	45.757	1:15.207	43.058	204.5	1:02:18.170	4	1	2:52.042	48.694	1:18.905	44.443	184.9	12:32.824								
22	1	2:43.420	46.221	1:15.634	41.565	209.7	1:05:01.590	5	1	2:50.013	48.709	1:17.575	43.729	198.2	15:22.837								
<div style="border: 1px solid black; padding: 2px; display: inline-block;">127</div> 1. Jacob van den Outenaar BMW E36 325i DTC								6	1	2:50.501	48.793	1:16.831	44.877	217.3	18:13.338								
								7	1	2:47.852	48.142	1:16.722	42.988	208.9	21:01.190								
								8	1	3:03.697 B	50.560	1:16.928	56.209	199.6	24:04.887								
								9	1	4:15.136	2:12.031	1:18.597	44.508	216.0	28:20.023								
								10	1	2:48.708	47.598	1:17.549	43.561	205.3	31:08.731								
								11	1	4:08.625	48.573	1:31.304	1:48.748	212.2	35:17.356								
								12	1	3:54.412	1:53.335	1:17.817	43.260	192.5	39:11.768								
								13	1	2:51.159	49.075	1:17.734	44.350	207.7	42:02.927								
								14	1	2:48.083	47.894	1:16.394	43.795	214.7	44:51.010								
								15	1	2:46.726	47.688	1:16.260	42.778	214.7	47:37.736								
								16	1	2:48.815	48.810	1:17.129	42.876	187.5	50:26.551								
								17	1	2:46.429	47.837	1:15.885	42.707	213.0	53:12.980								
18	1	2:48.845	47.811	1:17.292	43.742	214.7	56:01.825																
19	1	2:48.349	49.348	1:16.291	42.710	211.4	58:50.174																
20	1	2:47.771	47.787	1:16.202	43.782	216.9	1:01:37.945																
21	1	2:46.616	47.586	1:16.207	42.823	212.6	1:04:24.561																
22	1	2:45.634	47.786	1:15.290	42.558	217.7	1:07:10.195																
<div style="border: 1px solid black; padding: 2px; display: inline-block;">167</div> 1. Sjeff Jansen BMW E36 M3 DTC								1	1	4:03.712	2:00.835	1:18.876	44.001	193.5	4:03.712								
								2	1	2:50.729	48.474	1:18.681	43.574	204.9	6:54.441								
								3	1	2:51.502	48.347	1:18.962	44.193	189.8	9:45.943								
								4	1	2:52.132	48.837	1:19.261	44.034	206.5	12:38.075								
								5	1	2:51.946	48.779	1:19.209	43.958	205.7	15:30.021								
								6	1	2:51.475	48.857	1:18.348	44.270	208.9	18:21.496								
								7	1	2:51.310	48.422	1:18.843	44.045	204.5	21:12.806								
								8	1	3:06.200 B	49.244	1:20.610	56.346	199.6	24:19.006								
								9	1	4:24.788	2:20.712	1:18.534	45.542	204.2	28:43.794								
								10	1	2:52.927	49.756	1:19.221	43.950	184.0	31:36.721								
								11	1	5:06.620	49.232	2:21.687	1:55.701	198.5	36:43.341								
								12	1	3:05.255	58.334	1:20.045	46.876	199.6	39:48.596								
13	1	2:54.961	49.154	1:19.629	46.178	191.2	42:43.557																
14	1	2:52.067	49.256	1:18.859	43.952	188.2	45:35.624																
15	1	2:53.471	48.971	1:19.210	45.290	198.5	48:29.095																
16	1	2:55.832	49.795	1:20.716	45.321	202.2	51:24.927																
17	1	2:53.344	48.481	1:19.764	45.099	196.7	54:18.271																
18	1	2:54.923	49.134	1:20.577	45.212	204.2	57:13.194																
19	1	2:56.719	49.628	1:20.079	47.012	194.9	1:00:09.913																
20	1	2:53.242	49.404	1:19.161	44.677	213.9	1:03:03.155																
21	1	2:54.887	49.185	1:21.299	44.403	201.5	1:05:58.042																
<div style="border: 1px solid black; padding: 2px; display: inline-block;">191</div> 1. Zlatko Bralic BMW E36 M3 DTC								1	1	4:00.371	1:59.217	1:17.700	43.454	203.4	4:00.371								
								2	1	2:47.363	48.343	1:16.345	42.675	222.2	6:47.734								
								3	1	2:47.331	47.839	1:16.265	43.227	212.6	9:35.065								
								4	1	2:48.297	47.694	1:17.317	43.286	225.9	12:23.362								
								5	1	2:47.341	48.008	1:16.662	42.671	224.1	15:10.703								
								6	1	2:47.933	48.068	1:17.129	42.736	203.4	17:58.636								
								7	1	2:49.872	47.953	1:18.021	43.898	210.9	20:48.508								
								8	1	2:52.334	51.012	1:16.675	44.647	206.1	23:40.842								
								9	1	2:50.840	49.161	1:17.353	44.326	204.2	26:31.682								
								10	1	2:47.998	47.862	1:17.493	42.643	196.7	29:19.680								
								11	1	2:46.802	48.033	1:16.411	42.358	216.0	32:06.482								
								<div style="border: 1px solid black; padding: 2px; display: inline-block;">142</div> 1. Marc Dijkhuis BMW E46 GTR DTC								1	1	4:04.534	2:02.470	1:18.316	43.748	211.8	4:04.534
2	1	2:47.550	48.295	1:16.275	42.980	207.7	6:52.084																
3	1	2:48.698	48.169	1:17.067	43.462	214.7	9:40.782																
<div style="border: 1px solid black; padding: 2px; display: inline-block;">134</div> 1. Hielke/Sipke Oosten/Bijst Zilhouette M3 DTC																1	1	3:54.471	1:58.142	1:14.968	41.361	214.7	3:54.471
																2	1	2:42.020	47.530	1:13.250	41.240	214.7	6:36.491
																3	1	2:45.473	47.310	1:16.316	41.847	209.7	9:21.964
																4	1	2:44.881	47.561	1:14.830	42.490	210.1	12:06.845
																5	1	2:42.349	46.879	1:13.064	42.406	215.1	14:49.194
																6	1	2:46.909	47.581	1:15.529	43.799	204.2	17:36.103
																7	1	2:44.715	47.192	1:15.290	42.233	207.3	20:20.818
																8	1	2:43.591	47.308	1:14.683	41.600	211.8	23:04.409
																9	1	2:43.217	46.914	1:14.027	42.276	219.5	25:47.626
								10	1	2:44.972	48.189	1:14.289	42.494	210.1	28:32.598								
								11	1	2:43.938	47.252	1:14.577	42.109	216.4	31:16.536								
								12	1	4:27.441 B	49.057	1:34.722	2:03.662	191.8	35:43.977								
13	1	4:10.907	2:11.781	1:16.038	43.088	219.1	39:54.884																
14	1	2:48.120	47.013	1:15.802	45.305	211.8	42:43.004																
15	1	2:46.055	47.260	1:16.788	42.007	208.9	45:29.059																
16	1	2:43.743	46.634	1:15.163	41.946	221.8	48:12.802																
17	1	2:46.355	46.952	1:16.189	43.214	220.0	50:59.157																
18	1	2:49.842	50.987	1:15.633	43.222	224.5	53:48.999																
19	1	2:45.438	46.714	1:15.797	42.927	224.5	56:34.437																
20	1	2:47.174	46.888	1:16.637	43.649	223.1	59:21.611																
21	1	2:45.419	46.890	1:15.429	43.100	224.5	1:02:07.030																
22	1	2:43.810	46.704	1:14.344	42.762	220.9	1:04:50.840																



ACNN SPA EURO RACE RACE 2

Sector Analysis

■ Personal Best
 ■ Session Best
 B Crossing the finish line in pit lane

Lap	D	Time	Sector 1	Sector 2	Sector 3	T. Spd	Elapsed	Lap	D	Time	Sector 1	Sector 2	Sector 3	T. Spd	Elapsed
16	1	3:13.689	57.057	1:26.531	50.101	176.2	56:09.251								
17	1	3:15.505	57.727	1:26.550	51.228	180.0	59:24.756								
18	1	3:16.929	57.175	1:27.938	51.816	180.3	1:02:41.685								
19	1	3:18.941	57.546	1:28.775	52.620	163.9	1:06:00.626								

986 1. JeanPaul Hulsebos Porsche Cup

1	1	4:13.761	2:04.310	1:22.763	46.688	201.5	4:13.761
2	1	3:00.171	50.935	1:22.740	46.496	184.0	7:13.932
3	1	3:00.117	51.344	1:22.286	46.487	185.2	10:14.049
4	1	2:59.451	51.156	1:21.422	46.873	186.2	13:13.500
5	1	2:58.850	50.887	1:21.726	46.237	187.5	16:12.350
6	1	2:59.046	50.699	1:21.880	46.467	200.7	19:11.396
7	1	2:59.303	50.900	1:21.887	46.516	186.5	22:10.699
8	1	3:00.480	50.522	1:23.305	46.653	192.9	25:11.179
9	1	3:01.114	52.063	1:22.548	46.503	178.5	28:12.293
10	1	3:01.956	52.294	1:23.407	46.255	185.6	31:14.249
11	1	5:00.470 B	52.061	2:04.713	2:03.696	180.9	36:14.719
12	1	4:26.752	2:18.431	1:22.257	46.064	187.5	40:41.471
13	1	2:58.689	50.610	1:22.028	46.051	198.2	43:40.160
14	1	2:58.538	50.595	1:21.865	46.078	188.2	46:38.698
15	1	3:00.196	51.608	1:22.210	46.378	187.8	49:38.894
16	1	2:59.414	51.479	1:21.904	46.031	191.2	52:38.308
17	1	2:59.287	51.062	1:22.153	46.072	192.5	55:37.595
18	1	3:00.530	51.581	1:22.690	46.259	192.5	58:38.125
19	1	3:02.968	51.541	1:24.715	46.712	189.8	1:01:41.093
20	1	2:59.765	50.717	1:22.713	46.335	192.9	1:04:40.858
21	1	3:00.101	51.147	1:22.808	46.146	190.1	1:07:40.959

993 1. Eric Hesp Porsche 944 Porsche Cup

1	1	4:37.510	2:16.796	1:30.029	50.685	179.1	4:37.510
2	1	3:16.113	59.496	1:26.882	49.735	172.8	7:53.623
3	1	3:14.887	56.832	1:26.602	51.453	183.1	11:08.510
4	1	3:14.584	58.379	1:25.464	50.741	178.8	14:23.094
5	1	3:12.651	56.743	1:26.184	49.724	182.4	17:35.745
6	1	3:11.815	56.440	1:26.114	49.261	184.6	20:47.560
7	1	3:12.485	56.342	1:25.856	50.287	183.4	24:00.045
8	1	3:12.153	56.398	1:25.995	49.760	180.9	27:12.198
9	1	3:19.996 B	56.233	1:25.482	58.281	183.7	30:32.194
10	1	6:56.523	2:29.540	2:51.260	1:35.723	68.2	37:28.717
11	1	3:12.342	56.772	1:26.082	49.488	179.7	40:41.059
12	1	3:13.859	56.932	1:27.068	49.859	177.6	43:54.918
13	1	3:12.448	57.451	1:25.707	49.290	179.1	47:07.366
14	1	3:12.771	56.608	1:27.041	49.122	180.3	50:20.137
15	1	3:11.423	56.004	1:26.158	49.261	185.2	53:31.560
16	1	3:13.229	57.101	1:25.993	50.135	181.2	56:44.789
17	1	3:12.687	56.885	1:25.884	49.918	182.4	59:57.476
18	1	3:13.679	56.450	1:26.115	51.114	180.6	1:03:11.155
19	1	3:12.352	56.426	1:25.492	50.434	184.3	1:06:23.507